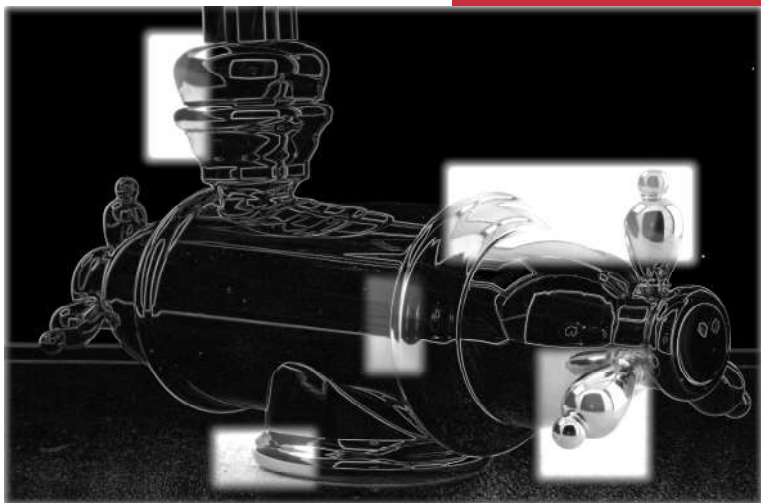


ELETTROGAS ARAVON

ARAVON

2025



ARAVON

2025

the FAMILY

“Aravon” is a Italian manufacturer factory of Bettetini’s family. It started to realized brass faucets and inox sinks for houses’s furniture from 1961.

In memory of Giorgio Bettetini, he finded the quality way.



*Inside the old
factory '61-'96*



*Our property
location from
1997*

Inside the firm




Mr Nicola verifying the metals (CW617N, CW510L, INOX 304 and INOX 316L), to preserve your health.

An assembling-desk near at CNC-lathes machine to a immediatly verifying.

We have gained experience to give more quality: starting from the choice of material, working with CNC-machine as lathes, drill, plastic-injection and wooden plotter, testing all assembled and guarantee a considerable warehouse.



CNC at working



Inside the warehouse

Inside the firm

Summary

<i>page</i>	<i>lines</i>
08	Marine
18	Recreitional Veicles
30	Chalet
34	Domestic
44	Thermostatic

Marine line

For extreme conditions ...

a complete range of taps, mixers, shower-head, hoses and stainless steel sinks.

... where the life is hard.

items borned in 1961 thinking at fisherman and all who stay in extreme conditions for 40 or more years.

The heart of it is mechanic mechanism to give guarantee in hot and very cold temperature, also fast and easy maintenance.

The external of taps are hard brass body, strongest and indestructible. Cromed finish are not poor. Shower head are in nylon 6.0 to resist at everythings.

Hoses guarantee as ropes and sinks are in very stainless steel with 8-10mm thickness.

Build your working boat with us, you will accross the seven sea.



Realized around

at Aravon's 3/8" mechanic cartridge
(Ean 612) from 1961





CRISTAL style



TETRA style

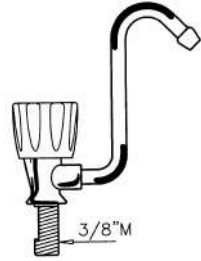




13 B

Single brass tap (only cold water) with folding spout in front.

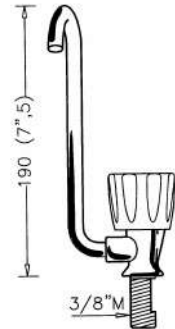
Rif: Ean 038 (Cristal); 039 (Tetra)
Spare parts: Mechanical Ean 612
Hole Inst 17mm; toolsE22; maxTick 18mm



13 D

Single brass tap (only cold water) with lateral abbatible spout.

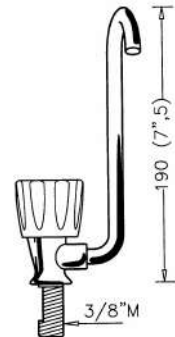
Rif: Ean 040 (Cristal); 045 (Tetra)
Spare parts: Mechanical Ean 612
Hole Inst 17mm; toolsE22; maxTick 18mm



13 S

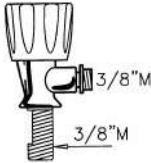
Single brass tap (only cold water) with lateral abbatible spout.

Rif: Ean 047 (Cristal); 050 (Tetra)
Spare parts: Mechanical Ean 612
HoleInst 17mm; toolsE22; maxTick 18mm



13 Z

Remote single brass tap
(only cold water) with
3/8" Bsp connection.

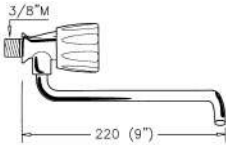


Rif Ean 052 (Cristal); 053 (Tetra)
Spare parts: Mechanical Ean 612
Hole Inst 17mm; tools E22; maxTick 18mm



14 Wall

Single wall brass tap
(only cold water) with
revolving spout in front.

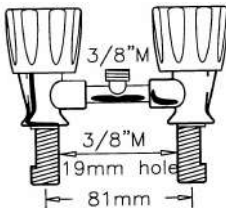


Rif: Ean 756 (Cristal); (Tetra)
Spare parts: Mechanical Ean 612
Hole Inst 17mm;



15

Remote brass mixer
(cold and hot water) with
3/8" Bsp connection.



Rif: Ean 059 (Cristal); 057 (Tetra)
Spare parts: Mechanical Ean 612
Hole Inst 19mm; tools E22; maxTick 18mm

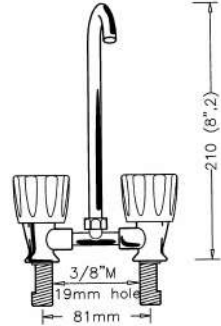




17

Brass mixer with
abbattibile and revolving
spout.

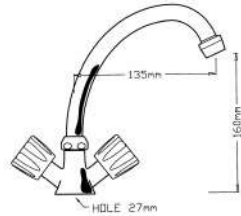
Rif: Ean 106 (Cristal); 109 (Tetra)
Spare parts: Mechanical Ean 612
Hole Inst 19mm; toolsE22; maxTick 18mm



28 C

Brass mixer with high
revolving spout.

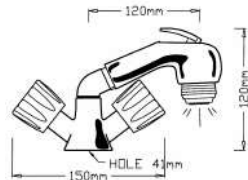
Rif: Ean 144 (Cristal); 147 (Tetra)
Spare parts: Mechanical Ean 608
Hole Inst 27mm; toolsE37; maxTick 22mm

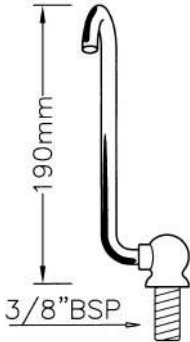


28 N

Brass mixer with
shower-head and
200cm hoses

Price: **OUT OF PRDUCTION**
Rif: Ean 150 (Cristal); 154 (Tetra)
Spare parts: Mechanical Ean 613
Hole Inst 41mm; toolsE11; maxTick 40mm





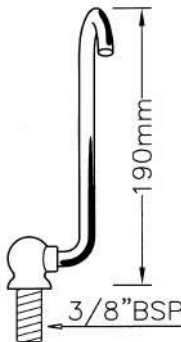
45 D

Abbattibile brass spout,
needs remote control.

rif: Ean 314

Spare parts: NO

Hole Inst 17mm; tools E22; max Tick 18mm



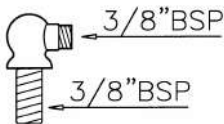
45 S

Abbattibile brass spout,
needs remote control.

Rif: Ean 315

Spare parts: NO

Hole Inst 17mm; tools E22; max Tick 18mm



45 Z

Wall across 3/8 inch Bsp
connection

Rif: Ean 316

Spare parts: NO

Hole Inst 17mm; tools E22; max Tick 18mm

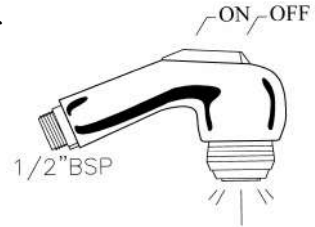


82

Nylon shower-head with bottom On/Off flow control and 2 jets.



Rif: Ean 471 (white);
469 (cromed)
Spare parts: NO



83

Nylon shower-head with 2 jets but without flow control



Rif: Ean 477 (white); 477
(cromed)
Spare parts: NO

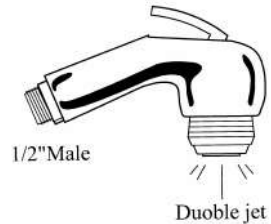


85

Brass and nylon shower-head with Push/Off/Continuous flow trigger and 2 jets.

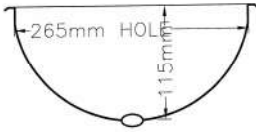


Rif: Ean 484 in white nylon; 488 with
elbow; 482 cromed; 489 in ABS cromed
and with elbow



740

- A) Hole260 ext295 H110
 - B) Hole330 ext330 H130
- Aisi304 - Mirror finished.

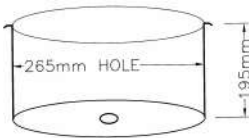


Ean 414 d26;
Ean 415 d30;

For connection: see items 749

745

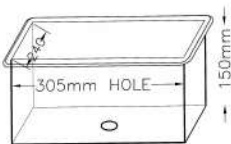
- A) Hole260 ext295 H175
 - B) Hole300 ext330 H160
- Aisi304 Mirror finished.



Ean 420 d26;
Ean 422 d30

746

- A) 240x300 ext265x320 H150
 - B) 300x330 ext320x350 H150
- Aisi304 Satin finished



Ean 424 (26x32cm)
Ean 425 (32x35cm)

R.V. line

Let's stay in relax and ...

taps, mixers and water accessoire specific to find a location inside at your caravan or mobilhome.



..you will accroos the continents.

With little dimension and light weight, it don't change your veichles performance and you will drive everywhere.

The heart of it is a spectacular cheramical meccanism to guarantee same experience of a window in front the world.

Borned in really brass, strongest, endestructible. Cromed finish are not poor.

Accessoire of hight quality and applications borned following directly experience. Claim it at you technician before your trip.

Realized around

at the italian "Hidroplast's G25" chera-mix cartidge





MARINE style

MINIMAL style



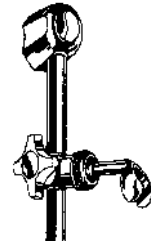
Recreational Veicles



00 B

Bar-rail (only), for shower-head.
Long 55cm, diam 18mm

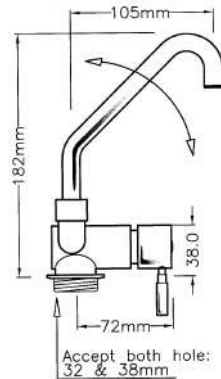
Rif: Ean 005
Spare parts: NO
Connection: 1/2"Conic



32

Brass mixer studied for sinks with cap as Spinflo Mk3 and Dometic 1040

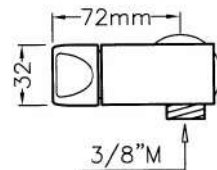
Rif: Ean 751 (Minimal style)
Spare parts: Cheram cart Ean 520
Hole Inst 32-38mm

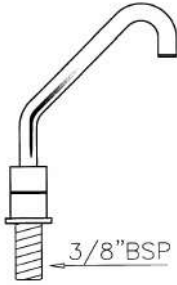


44

Remote single tap (only cold water) for shower-head

Rif: Ean 504 (Marine style)
Spare parts: Mechanical Ean 612
Hole Inst 17mm; toolsE22; maxTick 16mm

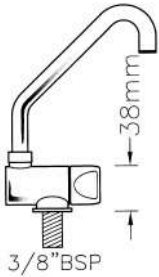




45 A

Only revolving spout with connection 3/8" Male Bsp, need of remote control.

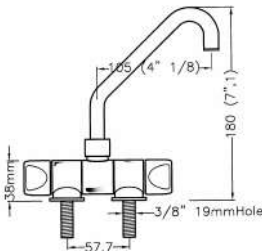
*rif Ean 312
spare parts: NO
HoleInst 17mm; tools E22; maxTick 18mm*



46

Brass tap (only cold water) with abbattibile and revolving spout.

*Rif: Ean 318 (Marine style)
Spare parts: Mechanical Ean 612
Hole Inst 17mm; tools E22; maxTick 16mm*



47

Brass mixer (hot and cold) with abbattibile and revolving spout.

*rif Ean 325 (Marine)
Spare parts: Mechanical Ean 612*

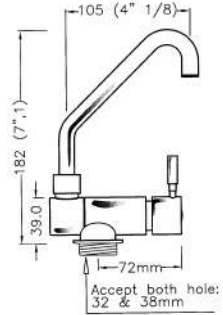




48

Brass mixer (hot and cold water) with abbattibile and revolving spout.

Rif: Ean 332
Spare parts: Cheram cart Ean 520
Hole Inst 32-38mm;

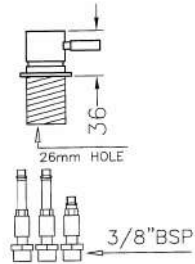


49

Bulked remote control brass mixer (hot and cold water).



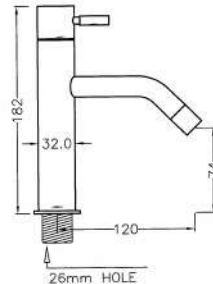
Rif: Ean339(Minimal); 710(Flower)
Spare parts: Cheram cart Ean 520
Hole Inst 32mm; tools E37; max Tick 32mm

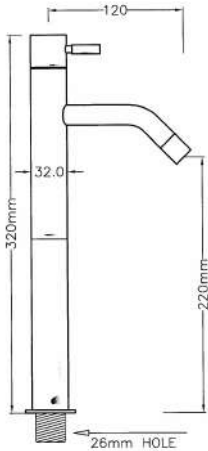


50

Traditional bathroom mixer with fix spout.

Rif: Ean 341
spare parts: Cheram cart Ean 520
Hole Inst 26mm; tools E37; max Tick 18mm



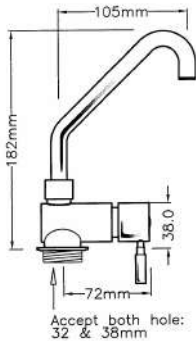


51

Traditional bathroom mixer in high body and fix spout.

Rif Ean 342

Spare parts: Cheram cart Ean 520
Hole Inst 26mm; tools E37; max Tk 18mm

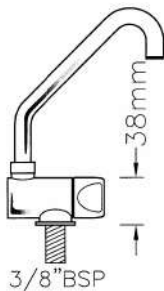


52

Kitchen brass mixer (hot and cold) with revolving spout (not abbattibile).

Rif: Ean 747

Spare parts: Cheram cart Ean 520
Hole Inst 32-38mm



53

Single brass taps (only cold water).
Spout only revolving.

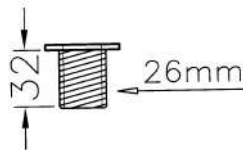
Rif: Ean 343

Spare parts: Mechanical Ean 612
Hole Inst 19mm; tools E22; max Tick 16mm



60

Cromed brass base for shower-head with 1/2"Conik connection.



Rif: Ean 352
Spare parts: NO
Hole Inst 26mm;

63 B

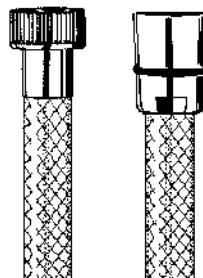
Wall abs-cromed support for shower-head with 1/2"Conik connection.



Rif: Ean 354;
Spare parts: NO
Installing: 2 wedges included

64

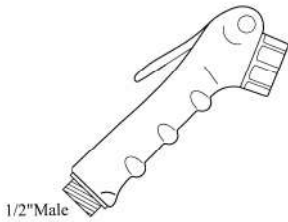
PVC hose with connectons: 1/2"Conic or 3/8"Female or 15x1Male



Rif: Ean 364 (160cm)
Max lenght 5mt

76

Shower-head with
with Push-On/Off
lever.



1/2" Male

*Rif: Ean 443 (only white)
Spare parts: NO
Connection: 1/2" bsp*



77

Shower-head with On/
Off/Continuous lever
flow trigger.



1/2" Male

*Rif: white Ean448;
cromed Ean 447
Spare parts: NO
Connection: 1/2" bsp*



88

Shower-head with
pulse jet.



1/2" BSP

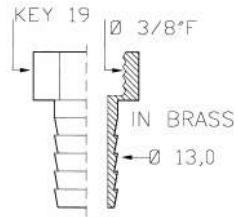
*Rif: Ean 497 white;
Spare parts: NO
Connection: 1/2" bsp*



66 Nut



Professional brass connection from 3/8" to hose of 10 or 12 or 13 or 14mm inside.

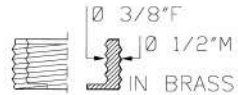


Rif: Ean 408 (d.10); 409 (d.12);
410 (d.13); 411 (d.14)
Spare parts: NO
Connctionc: 3/8"bsp female

68EU Reduction



Brass reduction from 1/2"bsp to 3/8"bsp

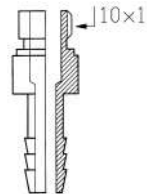


Rif: Ean 603
Spare prts: NO
Connection: 1/2"BSP - 3/8"BSP

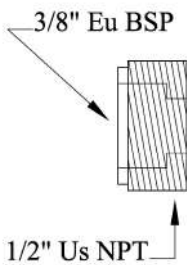
69 Nut 10x1-8



Brass 10x1 male connection for tube 8mm.



Rif: Ean 512
Spare parts: OR 6
Connection: 10x1 - 8mm

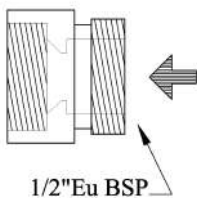


68US Reduction

Brass reduction from
1/2"US/Canada NPT to
3/8"European bsp



Rif: Ean ____
Spare prts: NO
Connection: 1/2"NPT - 3/8"BSP



70 water saver

Brass limited flow at 5lt/
minute to preserve the hot
water in shower.



Rif: Ean 753
Spare prts: NO
Connection: 1/2"BSP

Chalet

Backing to wild ...

out of cities, in half of land, where the wild is so near, you can live as in Alpi montain: in little space, with maximum confort and ...

... without contaminations.

Beind the mixer you will find



the serial number. One to one have the cartifications of brass really used. You can verify that we are preserving your healt. So, this guaranted the italian bor-ned too, as all our lines.

Realized around:

the italian "Hidroplast G35" cheramix cartidge



Metal LUX style



Plastic STD style

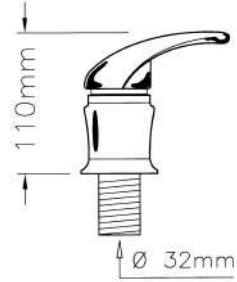


33

Remote control brass mixer.



Rif: Ean 182 (std); 176 (lux)
Spare parts: Cheram cart Ean 523
Inst hole: 32mm;
Connection: 3/8" Male

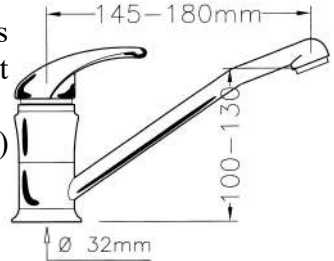


34

Brass mixer faucets with revolving spout longs
12(S); 14,5(C); 18(L)



Rif: Ean 193 (Cstd); 185 (Clux);
209 (Lstd); 199 (Llux)
Spare parts: Cheram cart 523;

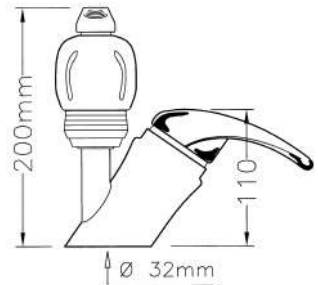


35

Brass mixer with extraible shower-head and 2.0mt hose

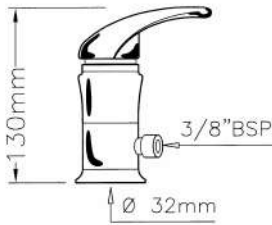


Spare parts: Cheram cart 523;
hose 755; shower 484
Installing hole: 32mm



36

Brass mixer with revolving 3/8"bsp connection.



*Rif: Ean 276 (std); 270 (lux)
spare parts: Cheramical cart
523; Installing hole: 32mm*

40

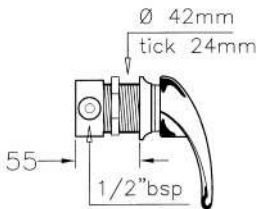
Kitchen mixer with high revolving pout.



*Rif: Ean 296 (std); 298 (lux)
spare parts: Cheram cart Ean 523
Installing hole: 32mm*

42 (ex 1521)

Remote control brass bulked mixer with 1/2"female connections.



*Rif: Ean 069 (std); 066 (lux)
spare parts: Cheram cart Ean
523 Installing hole: 42mm*



3505 Bath

Cromed shower-head
with 2 jets.

*Rif Ean 731;
spare parts: NO
Connection: 1/2" bsp*

64 L

2mt hoses recovered with
cromed brass.
Connection 1/2" Conik-
3/8" Female.



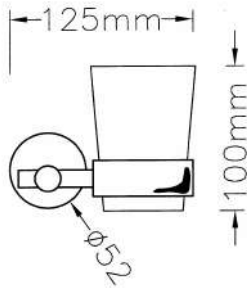
*Rif: Ean 707;
Spare parts: NO
Connecton: 1/2" bsp Conik-3/8"*



01 dispenser

Accessoires in cromed
brass.

*Rif: Ean 737
Spare parts: NO*



01 Hand Glass

In chromed brass and
really glass.

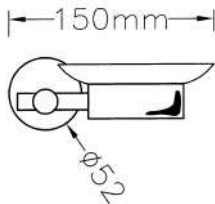
*Rif: Ean 738;
spare parts: NO
Installing:
2 wedges included*



01 Hand Roll

In chromed brass.

*Rif: Ean 739;
spare parts: NO
Installing: 2 wedges included*



01 Hand Soap

In chromed brass and
really glass.

*Rif: Ean 740;
spare parts: NO
Installing: 2 wedges included*



01 Hand Suit

In cromed brass.



*Rif: Ean 744;
spare parts: NO
Installing: 2 wedges included*

01 Sweep

In cromed brass and really glass.



*Rif: Ean 741;
spare parts: NO
Installing: 2 wedges included*

01 Towel Rack

In cromed brass.



*Rif: Ean 742 (32cm);
Ean 743 (39cm)
spare parts: NO*

Thermostatic

Find your quite ...

you just finished a hard day and now you are entitled to maximum comfort that only water at the correct temperature can give you ...



... to prepare you at tomorrow...

select the desired temperature and relaxed yourself: "Tomorrow it will be a other day".

... drawn in 3 different style ...

Mr Nicola Bettetini has designed three different style according to the customs of the peoples.

Realized around

at the "Vernet CA189-20" thermostatic cartidge (Ean 762)





Thermostatic

BRITISH style

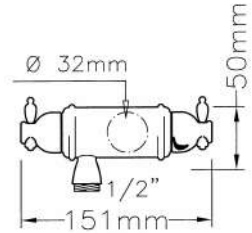
sober, elegant and pragmatic.



55 Shower

Thermostatic brass mixer and control flow with 1/2" connection.

Rif Ean 763
Spare parts:
Thermostatic cart Ean 762
Installing hole: 32mm



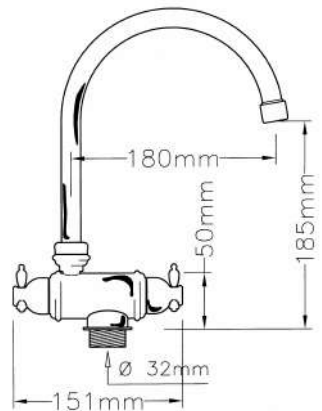
Thermostatic



56 Kitchen

Thermostatic brass mixer with high spout.

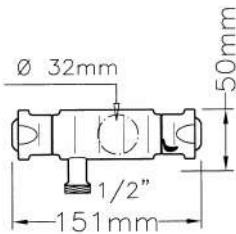
Rif Ean 764
Spare parts:
Thermos cart Ean 762



TRISKELL style

praising to the progress.

55 Shower



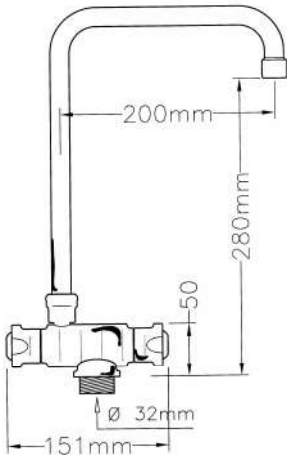
Thermostatic brass mixer and control flow with 1/2" connection.



Rif: Ean 764

Spare parts: Thermost cart 762

Installing hole: 32mm



56

Kitchen

Thermostatic
brass mixer

Rif Ean 765

Spare parts:

Thermos cart Ean



Thermostatic

CANDY

style

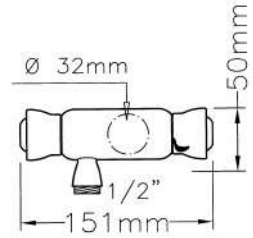
can I take a candy?

55 Shower

Thermostatic brass mixer and control flow with 1/2" connection



Rif Ean 766
Spare parts:
Thermos cart Ean 762
Installing hole: 32mm



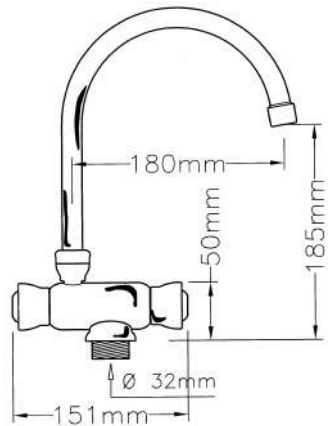
Thermostatic

56 Kitchen

Thermostatic brass mixer



Rif Ean 766
Spare parts:
Thermos cart Ean



ELETTROGAS ARAVON
of Mr Bettetini Nicola

Via Italia 1, 28010 Caltignaga (NO)

PI 01708200033 - cf: BTTNLR71E11B019P

Mph+39 349 83 93 208

info@aravon.it - www.aravon.it

Items 100% drawn from
Mr Giorgio and Nicola Bettetini
and borned inside our factory.

